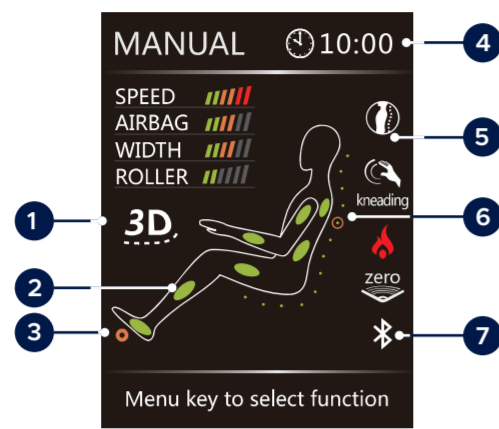


In-Use Screen

After a Massage program is selected, In-use screen displays all settings to that program.



- 1 3D intensity level
- 2 Active airbags
- 3 Active rollers
- 4 Time left
- 5 Indicators
- 6 Back-roller position & direction
- 7 Bluetooth connected

While in-use screen is showing



- Press **OK** for shortcut to zero gravity
- Press **Up** on directional button to increase back roller speed
- Press **Down** on directional button to decrease back roller speed

Airbag Intensity

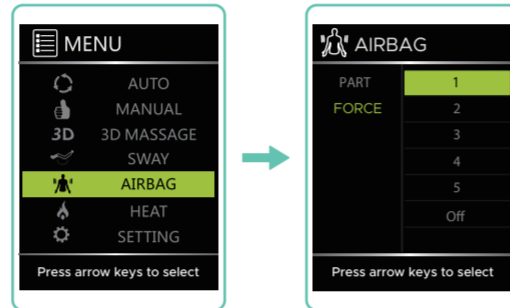
When in-use screen is showing:



- Use directional buttons
- **Right** side to increase intensity
- **Left** side to decrease intensity

When main menu is showing:

- Navigate to **AIRBAG** and press **OK**
- navigate to **FORCE** select **OK**
- Set intensity desired by selecting 1 (lowest) through 5 (highest) and pressing **OK**



Note: Airbags must be active to set intensity level



Quick Start Guide

K650 Massage Chair



Multi-Functional Screen

Use the directional buttons below to navigate these menu screens. Then press OK to select

On/Off – Powers up the remote or returns the chair to the exit position and powers down remote

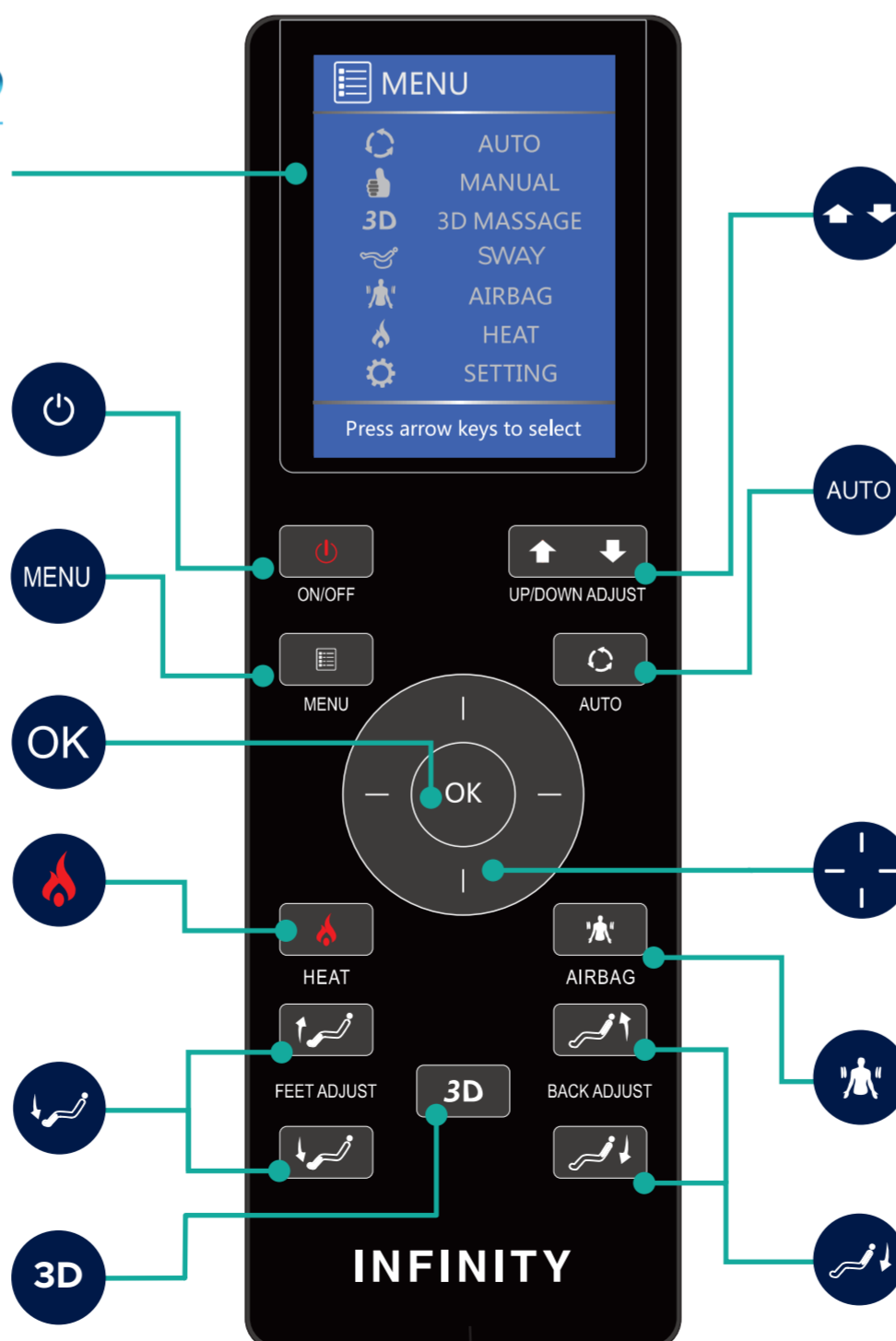
Menu – Shortcut to the home page of all menu screens

OK – After navigating to the command desired on the display, push OK to select

Heat – Press to start the heating function. The indicator screen will light up. Press again to turn off the heating function. The indicator will turn off

Feet Adjust – Press and hold up arrow to bring foot rest up, press and hold down arrow to bring foot rest down

3D – Press to increase or decrease 3D intensity of back mechanism. In-use screen displays intensity dial



Back Adjustment – Back mechanism position adjustment; press and hold up to raise, press and hold down to lower. Use during initial body scan fine tuning or in manual point zone mode

Auto – Select from seven pre-set massage programs:

- Sports Refresh
- Extension
- Rest & Sleep
- Working & Relief
- Neck & Shoulder
- Waist & Spine

Directional Buttons – Press up, down, left or right to navigate the display screen

Airbags – Shortcut button to Airbag intensity settings

Seat Back Position – Press and hold down arrow to recline the seat back, press and hold the up arrow to upright the seat back